

GENESIS ELECTRIFIED G80



Model shown is the Electrified G80 Dynamic and includes options available at an additional cost.

All prices are recommended retail prices of Genesis Motor UK Limited incl. statutory VAT.

GENESIS ELECTRIFIED G80		Model Line	►	Colours and Trim	►	Wheels and Tyres	►	Optional Equipment
		Price OTR ⁺	Main standard features					
Dynamic	AWD 272 kW (370 PS) £75,615⁺	Exterior	Dynamic Welcome Lighting • Electrically adjustable, heated door mirrors • Electrically folding door mirrors • Electrochromatic driver's door mirror (auto-dimming) • Heated motorised charging door• Heated rear window • LED daytime running lights• LED taillights• Multi-lens array (MLA) LED headlamps with Intelligent Front-lighting System • Puddle lamp with logo • Rear fog lamp • Windshield with acoustic film					
		Wheels	19" alloy wheels • Michelin summer tyres					
		Interior	Acoustically insulated glass - front side windows and windscreen • Auto-dimming rear view mirror • Centre console storage box with 12v socket and 2x usb-c ports • Driver and passenger vanity mirrors with LED light • Electrically adjustable steering wheel • Front cup holders • Front seat back pockets • Heated leather steering wheel • Interior inlays - forged wood • Leatherette dashboard • LED interior lighting • Through-load hatch • Luggage net					
		Seats	5 seats • Driver and front passenger seat electric height adjustment • Driver and front passenger seat electric lumbar support • Driver's seat memory function • Electrically adjustable front seats • Heated front seats (3-stage) • Leather upholstery • Rear centre armrest with cup holders					
		Safety	10 airbags • Anti-lock Braking System • Driver Attention Monitor • E-Call • Electronic Stability Control • Multi-collision Braking • Power child locks • Rain sensor • Rear Occupant Alert • Temporary Mobility Kit • Tyre Pressure Monitoring System • Auto headlight control					
		Advanced safety	Blind-Spot Collision-Avoidance Assist - Rear (BCA) •Forward Collision-avoidance Assist (FCA 2) •Highway Driving Assist 2 (HDA 2) with Lane Change function •Intelligent Speed Limit Assist (ISLA) •Lane Following Assist (LFA 2) •Lane Keeping Assist (LKA) •Manual Speed Limit Assist •Parking Collision-Avoidance Assist (PCA) - Reverse/Forward/Side •Smart Cruise Control with Stop & Go (SCC)					
		Infotainment	27" Panoramic OLED infotainment touchscreen and cluster display • Active Road Noise Canceling • Bang & Olufsen 17-speaker surround sound system with Dolby Atmos • Blind-Spot View Monitor (BVM) • Bluetooth connectivity with voice recognition • DAB Radio • Entertainment streaming • Fingerprint sensor • Head-Up Display (HUD) • Over-The-Air (OTA) software updates • Over-The-Air (OTA) vehicle updates • Rear View Monitor (RVM) • Satellite navigation • Surround View Monitor (SVM) • Wireless device charger					
		Convenience	3-zone climate control • Air purifier • Auto window defogger • Digital Key 2 • Drive Mode Select • Electric parking brake with auto-hold function • High Beam Assist (HBA) • Parking Distance Warning (PDW) - front/rear/side • Power operated tailgate • Powered windows (with anti-trap) • Premium air filter • Preview Electronic Control Suspension • Remote Smart Parking Assist 2 (RSPA 2) • Smart Key & button start • Shift By Wire Gear Selector					
		BEV specific	400 V / 800 V Charging Technology (DC up to 187kW) • Battery heater • Domestic 3-pin cable ICCB Type 2 Mode 2 • Heat Pump • I-Pedal (One-pedal driving) • Smart Regenerative Braking (level adjustable) • Type 2 Mode 3 charging cable					


⁺ 'On The Road' price includes vehicle, number plates, delivery, first registration fee, 5-Year Care Plan and VAT.

COLOURS AND TRIM






EXTERIOR COLOURS

Solid	Pearl/Metallic											Matte	
Alta White £0	Uyuni White £850	Tasman Blue £850	Hallsan Green £850	Vatna Grey £850	Kawah Blue £850	Capri Blue £850	Savile Silver £850	Makalu Grey £850	Vik Black £850	Matira Blue £850	Ceres Blue £850	Geneva Silver £850	Makalu Grey Matte £1,340

INTERIOR COLOURS

Leather				
Standard	Obsidian Black		ECRU Camel	
Nappa Leather with Quilting				
Optional	Obsidian Black		ECRU Camel	
				
	Ash / Glacier White		Prussian Blue	

TRIM

Standard	
Optional	
	
	
	

Some illustrations show optional equipment.
* Image not available.

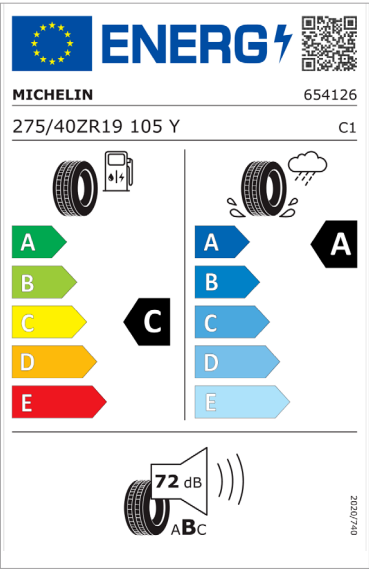
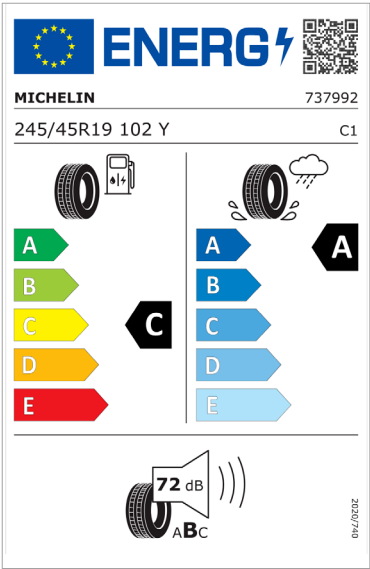
WHEELS AND TYRES



19" Alloy
Hyper Silver A-Type
Dynamic



Summer
Pilot Sport 4
245/45ZR19 (FW)
275/40ZR19 (RW)



OPTIONAL EQUIPMENT

Availability	Option content		
Dynamic	Comfort Pack	Ergo-motion front seats - 18-way electrically adjustable • Front passenger seat memory function (in addition to driver) • Massage function (driver & front passenger) • Passenger walk-in function • Power adjustable cushion extension, seat base and side bolsters (driver & front passenger) • Ventilated front seats	£1,780
	Nappa Leather Pack	Quilted Nappa leather upholstery • Suede A/B/C pillars • Suede headlining • Suede sunvisors	£2,620
	2nd Row Comfort Pack	Heated outer rear seats • Power closing rear doors • Rear centre armrest with control box • Rear side window blinds (electric) • Rear vanity mirrors • Rear window sun-shade (electric) • Soft-close doors	£2,640
	Rear Wheel Steering System	Rear Wheel Steering (RWS)	£1,120
	Brake caliper colour	White brake calipers with black Genesis lettering	£340
	Vehicle-to-Load Package (V2L)	Vehicle-to-Load (V2L) External Adaptor	£300

TECHNICAL SPECIFICATIONS

BATTERY & POWERTRAIN

Drivetrain	AWD
Type of gearbox	1-step gearbox
Total system power	272 kW (370 PS)
Front electric motor	136 kW (185 PS)
Rear electric motor	136 kW (185 PS)
Total max. torque	700 Nm
Type of battery	Lithium-Ion
Battery Capacity	97.5 kWh
Operating Voltage	500 V
Weight	546.2 kg
On Board Charger Power	7 kW (Single-phase) / 11 kW (Three-phase)
Max. charging capability DC	187 kW

ELECTRIC ENERGY CONSUMPTION WLTP ^{1,2}

Electric consumption combined	3.4 mi/kWh
Electric consumption city	4.1 mi/kWh
Range combined	354 miles
Range city	425 miles

CHARGE TIME ²

Quick Charge DC (10% › 80%) charger up to 350 kW	25 Minutes ³
Quick Charge DC (10% › 80%) 50 kW charger	84 Minutes
Standard AC (10% › 100%) Wallbox / 11kW (3-phase, 230V, 16A)	8h 30m

CHARGING CABLES

Domestic cable (AC) ICCB (In cable control box)	
Length	5 m
Max. Voltage	230 V
Max. Amperage	10 A
Type	Type 2 <-> Type G
Public charging cable (AC) Type 2 Mode 3	
Length	5 m
Max. Voltage	480 V
Max. Amperage	32 A
Type	Type 2 <-> Type 2

VEHICLE TO LOAD CAPACITY

Max. power	3.68 kW
------------	---------

BODY

No. of doors / seats	4 / 5
Length / Height (running order)	5135 mm / 1480 mm
Width mirror folded	1925 mm
Width mirror deployed	2115 mm
Wheelbase	3140 mm
Overhang, front / rear	850 mm / 1145 mm
Minimum ground clearance	144 mm
Minimum turning radius	12.1 m
Mass in running order (minimum)	2410 kg
Max. loading mass	2900 kg
Roof load	100 kg
Trunk volume	334 l
Coefficient of drag	0.25

DRIVING DYNAMICS AND SAFETY

Suspension type, front	Multi Link
Suspension type, rear	Multi Link
Brake type, front	ventilated / Ø360X34t
Brake type, rear	ventilated / Ø360X20t
Steering ratio	11.2
Tyres, front / rear	245/45ZR19 / 275/40ZR19
Rims, front / rear	8.5J x 19 / 9.5J x 19

PERFORMANCE

Acceleration 0–62 mph	5.1 sec
Acceleration 50–75 mph	3.3 sec
Top speed	139 mph
Noise Level, moving	67 dB(A)

¹ The consumption and emission values shown were determined according to the statutory legal measurement procedures. The fuel consumption and emission values shown are based on the Worldwide Harmonised Light Vehicles Test Procedure (WLTP). Further information on the WLTP measurement procedures can be found at <https://www.genesis.com/uk/en/wltp.html>.

² The electric energy consumption, charge time and performance figures may not reflect real life driving results, which will depend upon a number of factors including the starting charge of the battery, accessories fitted (post-registration), variations in weather, driving styles and vehicle load. The optional equipment you have selected during configuration may result in your configured model corresponding to a different approved vehicle type than a vehicle without the optional equipment. This may also cause deviations in the values for the configured model.

³ Only with 350 kW ultra-rapid chargers which are not widely available in the UK.